

Spatial Reasoning

Connecting Shapes

What do I do?

Choose the image that shows what the three shapes will look like when joined together by the matching letters.

Top Tips!

- When starting out with these questions, don't be afraid to create each image by cutting up pieces of paper and 'physically' putting them together. By doing this, you will be able to see clearly how the shapes are arranged.
- Try to create your own problems for family and friends by using 2D shapes or cutting your own shapes and creating a pattern.

What skills do I need to improve?

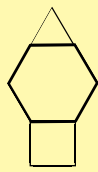
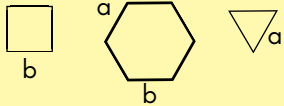


Doing lots of practice questions will help with becoming familiar with question types but what else can you do to improve in this area?

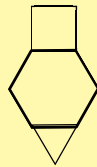
- Any 'spatial' question type will help to train your brain and become accustomed to these types of question.
- Try question types such as: shaded nets, fold and punch and different views of 3D shapes for more options of spatial questions.
- Physical items such as building blocks, lego or mathlink cubes are great aids for spatial reasoning questions.

Practice Questions

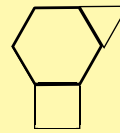
1.



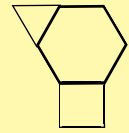
A



B

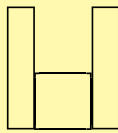
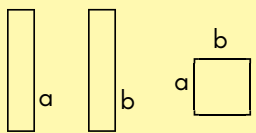


C

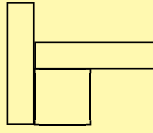


D

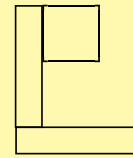
2.



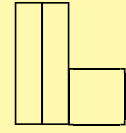
A



B


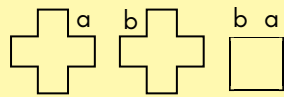


C

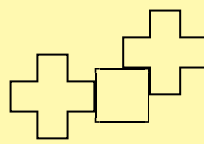


D

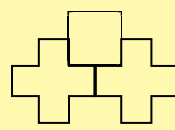
3.




A



B



C



D

Spatial Reasoning

Connecting Shapes

Answers

1. D

2. B

3. D

