

Spatial Reasoning

2D Views of 3D Shapes

What do I do?

Decide which option is a 2D view of the 3D shape from the direction of the arrow next to the figure shown.

Top Tips!

- If you're just starting to tackle these kinds of spatial reasoning questions or are having a few problems, the best thing to do is to physically build the shapes out of blocks, lego or any other connecting bricks you can get hold of. Making the shapes will help you visualise them from different perspectives.

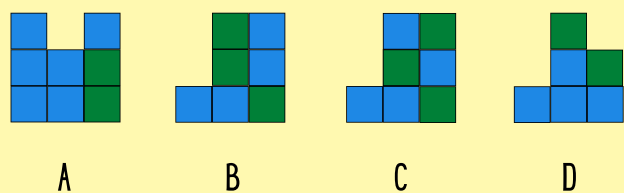
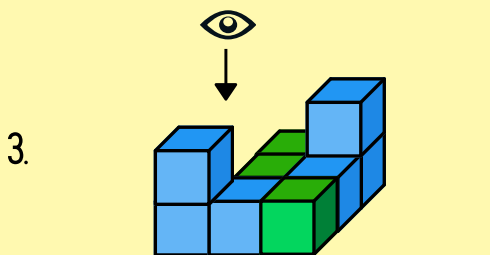
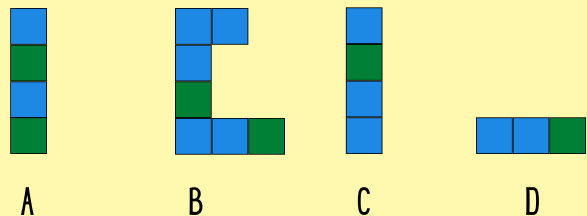
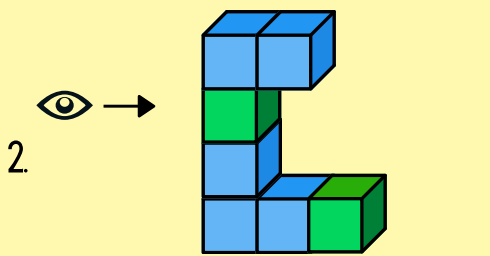
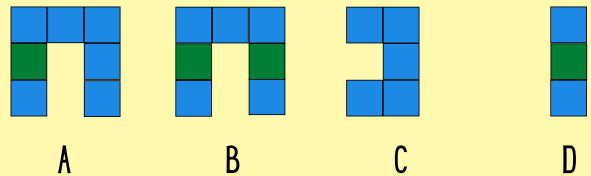
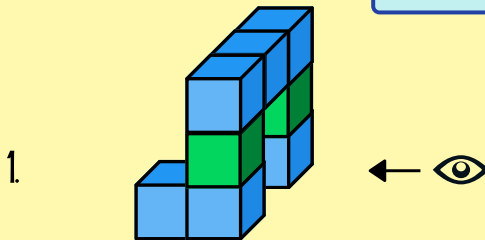
What skills do I need to improve?



Doing lots of practice questions will help with becoming familiar with question types but what else can you do to improve in this area?

- Building, building and more building! Find some lego bricks or blocks and create your own shapes. Take photos from different angles and try to draw what they look like.
- Search online for 3D simulator block games, such as Minecraft, to help with viewing blocks from different angles.

Practice Questions



Can you build your own 3D shape and draw it from different views?



Spatial Reasoning

2D Views of 3D Shapes

Answers

1. **B**
2. **C**
3. **B**

