

Non-Verbal Reasoning

Nets of Cubes

What do I do?



Find the net that belongs to the cube on the left.

Top Tips!



- The trick is to try to visualise the net folded into a cube.
- Be careful - the images in the net may need to be rotated to look like the cube on the left.
- There are a range of physical resources that you can buy to help with revision. A magnetic cube whiteboard is the best for these types of questions <https://amzn.to/46vaTQ5>
- There are 11 possible nets of a cube - can you draw them all?

What skills do I need to improve?

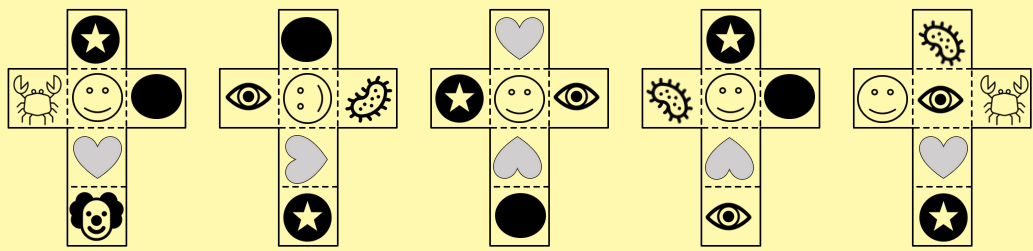



Doing lots of practice questions will help with becoming familiar with question types but what else can you do to improve in this area?

- Try questions with different nets of cubes - not just the format below.
- Make your own cubes, write your own cube questions and try with a friend or relative.
- Look at nets of other shapes too - these may help you with maths questions, as well as looking at how other shapes are formed from their nets.

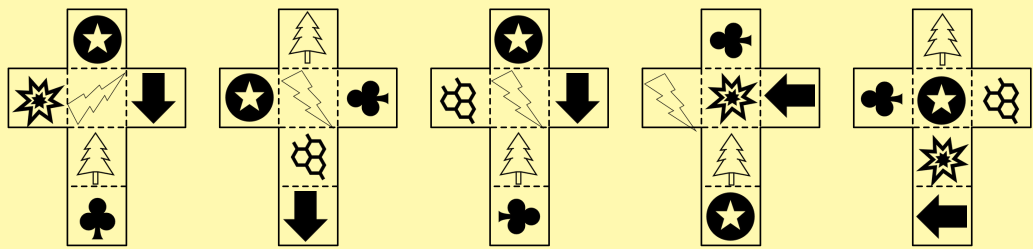
Practice Questions

1.



A B C D E

2.




A B C D E


Non-Verbal Reasoning

Nets of Cubes

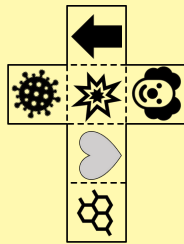
3.




A




B



C





D




E


4.




A




B



C




D

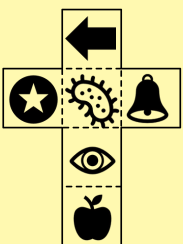


E

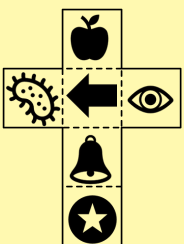
5.




A



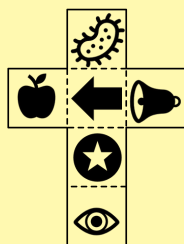
B



C




D




E


6.




A




B



C



D



E

Non-Verbal Reasoning

Nets of Cubes

Answers

1. A
2. C
3. A
4. E
5. E
6. A

