

Mathematics

Algebraic Picture Puzzles

What do I do?

Calculate the values of the spooky symbols in the grids below.

Top Tips!

- Look for repeated symbols and start with these rows or columns.
- Knowing number facts quickly will really help - numberbonds to 10, 20 and in some cases, 100.
- Ensure that you can double or halve a number speedily.

What skills do I need to improve?

Doing lots of practice questions will help with becoming familiar with question types but what else can you do to improve in this area?

- To improve with these questions, you could try making your own and trying them out on a friend.
- Exploring other puzzles will help you to get into the mindset of working these out.
- Other problems with values as letters (algebra) and questions where you need to calculate a missing number, will help with preparation for these types of questions.

Practice Questions

Calculate the values of the spooky symbols below. Their totals are written at the end of each horizontal and vertical line. The first value has been done for you.

			29
			17
			23
27	22	20	

			21
			17
			18
23	13	20	

2			

Mathematics

Algebraic Picture Puzzles

Answers

			29
			17
			23










27 22 20



2 12 8



7 9

			21
			17
			18

23 13 20



3 6 10



5 4

